



50 bar
operating pressure

71 to 2760 Nm³/h
volume flow rate

1/2" to 3"
connections

1,5 to 65 °C
operating temperature range

RAL 5012
standard colour

DESCRIPTION

HF filters are designed for high efficient removal of solid particles, water, oil aerosols, hydrocarbons and other vapours from compressed air systems.

To meet the required compressed air quality appropriate filter element (B, P, R, M, S, A) must be installed into filter housing.




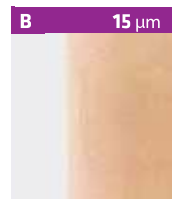
For any other technical gas please contact producer or your local distributor.

Optional external condensate drains should be used for efficient condensate draining from filter housing.

APPLICATIONS


- General industrial applications
- Automotive
- Electronics
- Food and beverage
- Chemical
- Petrochemical
- PET
- Paint

HF SERIES
CAST ALUMINIUM HIGH PRESSURE FILTERS





TECHNICAL DATA										FILTER ELEMENTS					
Filter housing size	Pipe size	Max. oper. pressure	Flow rate at 7 bar(g), 20 °C		Dimensions [mm]				Mass	B	P	R	M	S	A
	inch		bar/psi	Nm ³ /h	scfm	A	B	C		D	sintered 15 µm	prefilter 3 µm	prefilter 1 µm	microfilter 0,1 µm	microfilter 0,01 µm
HF 007	1/2"	50/725	71	42	250	110	30	80	2,1	HF 6060 B	HF 6060 P	HF 6060 R	HF 6060 M	HF 6060 S	HF 6060 A
HF 010	3/4"	50/725	112	66	250	110	30	90	2,1	HF 7060 B	HF 7060 P	HF 7060 R	HF 7060 M	HF 7060 S	HF 7060 A
HF 018	1"	50/725	204	120	250	110	30	140	2,1	HF 12060 B	HF 12060 P	HF 12060 R	HF 12060 M	HF 12060 S	HF 12060 A
HF 047	1 1/2"	50/725	282	166	535	160	45	260	9,5	HF 22090 B	HF 22090 P	HF 22090 R	HF 22090 M	HF 22090 S	HF 22090 A
HF 070	1 1/2"	50/725	400	235	535	160	45	360	9,5	HF 32090 B	HF 32090 P	HF 32090 R	HF 32090 M	HF 32090 S	HF 32090 A
HF 094	2"	50/725	494	291	715	160	45	540	12,2	HF 50090 B	HF 50090 P	HF 50090 R	HF 50090 M	HF 50090 S	HF 50090 A
HF 150	2"	50/725	799	470	715	160	45	550	12,2	HF 51090 B	HF 51090 P	HF 51090 R	HF 51090 M	HF 51090 S	HF 51090 A
HF 200	3"	50/725	2160	1270	862	198	70	620	30,4	HF 51140 B	HF 51140 P	HF 51140 R	HF 51140 M	HF 51140 S	HF 51140 A
HF 240	3"	50/725	2760	1620	1010	198	70	780	34,9	HF 75140 B	HF 75140 P	HF 75140 R	HF 75140 M	HF 75140 S	HF 75140 A



quality class - solids (ISO 8573-1)	7	6	3	2	1	1 ³⁾
residual oil content [mg/m ³]	-	-	-	<0,1	<0,01	<0,005
quality class - oils (ISO 8573-1)	-	-	-	2	1	1
pressure drop - new element [mbar / psi]	20 / 0,29	10 / 0,145	20 / 0,29	50 / 0,725	80 / 1,16	60 / 0,87
change filter cartridge at pressure drop [mbar / psi]	¹⁾	350 / 5,07	350 / 5,07	350 / 5,07	350 / 5,07	6 months ²⁾
filter media	sintered brass	acrylic fibres, cellulose	borosilicate micro fibres			activated carbon
pleated version	-	✓	✓	✓	✓	-
wrapped version	-	-	-	-	-	✓
sintered version	✓	-	-	-	-	-
min. operating temperature (°C / °F)	1,5 / 35	1,5 / 35	1,5 / 35	1,5 / 35	1,5 / 35	1,5 / 35
max. operating temperature (°C / °F)	65 / 149	65 / 149	65 / 149	65 / 149	65 / 149	45 / 113

CORRECTION FACTORS										
Operating pressure [bar]	3	5	7	10	13	16	20	30	40	50
Operating pressure [psi]	44	72	100	145	189	232	290	435	580	725
Correction factor	0,50	0,75	1	1,38	1,75	2,13	2,63	3,88	5,13	6,38

¹⁾ B filter element can be cleaned with ultrasonic bath or with back flushing. Intervals of cleaning depends of application. If necessary replace filter element with new one.
²⁾ Filter elements "A", must be changed periodically to suit application, but at least every 6 months. Activated carbon filters must not operate in oil saturated conditions.
³⁾ Valid if "S" filter cartridge is installed upstream.